

325i Convertible



325i CONVERTIBLE

The 325i Convertible: Created for those with a penchant for driving wide open.



Before the introduction of a new BMW, before the prototypes, even before T-square is set to drafting board, every BMW is conceived to meet one simple standard. It must set the standard. Thus, when BMW decided to produce a convertible, they started by thoroughly rethinking the concept.

The engineers of BMW harnessed the technological advances of three decades to a personal concern with the needs of the contemporary driver to create the convertible as it really should be built.

The 325i Convertible. The open car as only BMW could envision it. An automobile which incorporates all the sports car vigor of the BMW 3-Series. An automobile structured — component by component — from the ground up to be a convertible.

Above all, the 325i Convertible handles and accelerates with the legendary esprit of a BMW — testimony to one company's commitment to high performance. The 325i Convertible, a car whose illustrious ancestry extends over decades of racecourse champions; each a symbol of BMW's obsession with detail and the perfection of the motorcar.

But enthusiasm for superb driving isn't the only trait shared by the engineers and the driver of the BMW 325i Convertible.

They also share unlimited vision.









How less can be more.

Building the 325i Convertible put our engineers and designers to a demanding test. Requiring them to completely redesign the body of the 3-Series.

For only all-around body reinforcement can give an open car the right kind of torsional stability and strength. From the high-rising door-sills to the reinforced frames, the BMW Convertible has everything it takes to remain strong and stable even on bumpy roads.

**The production quality of
the BMW convertible
completely matches the
standard set by the design.**

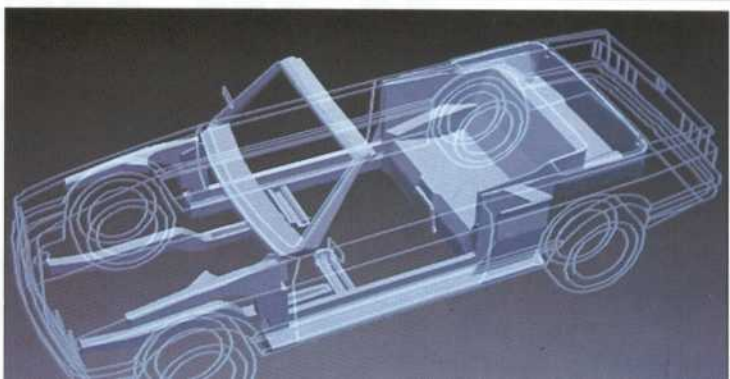
Numbers also provide convincing proof of German quality and BMW engineering: 4,700 welding points for optimum stability, a seemingly endless two-mile conveyor belt through anti-corrosion baths and paintwork shops, and 2,170 check-up points for final approval

of the bodyshell give a whole new meaning to the concept of quality.

One of the most impressive features of this new convertible philosophy, however, is the soft top. Within a matter of seconds you'll have it raised into position, resting snugly and aerodynamically on the body. Robots specifically designed for quality control have the exclusive task of continuously opening and closing the top — day and night. Made of hard-wearing cotton with integral rubber fibers, the roof is watertight even in a cloudburst. And a special fan keeps the rear window clear in all kinds of weather.

When the sun comes up, the roof — of course — goes down. Folding easily and quickly into a special compartment behind the rear seats. Fully retractable, as if it had never been there. Giving the driver a clear, unobstructed view to the rear. Without that "hump" at the back which often makes the rearview mirror virtually worthless in so many convertibles.

**The completely
restructured body
offers exceptional
torsional rigidity.
Longitudinal sup-
ports 2.4" higher
than normal, addi-
tional reinforcement
bars, support
mounts and cross-
members give the
325i Convertible
strength
and stability.**





**Experience
a heightened
awareness of
the road.**



The 325i Convertible offers the unique combination of open-air motoring and advanced technology. An innovative headlight system: ellipsoid low beam providing brighter lights for better visibility and reduced

The suspension is in a class of its own.

glare to oncoming traffic. Under the hood is a 2.5 liter, 6-cylinder engine with 168 hp and maximum torque of 164 ft./lb, with Digital Motor Electronics for maximum engine efficiency.

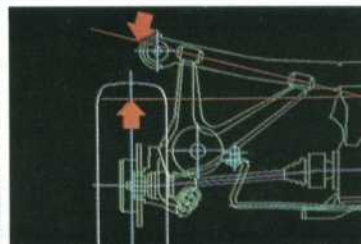
The Convertible comes with two different transmissions: the 5-speed manual with short and

automatic transmission with converter lock-up clutch available as an option.

The suspension features numerous race-proven components. From the twin-tube gas-pressure shock absorbers and the elaborately designed spring struts all the way to the rear axle semi-trailing arms swept back by 15° — everything forms one perfectly tuned unit. To give you ideal driving characteristics even on rough

country roads.

The braking system consists of four swing-caliper disc brakes, internally-vented in front. An anti-lock braking system (ABS) is standard equipment. ABS measures wheel-slip on each wheel 96 times per revolution. So that in an emergency it will apply and release the brakes up to 15 times a second, preventing the wheels from locking and enabling the driver to steer around an obstacle.



The 6-cylinder power plant offers 168 hp, acceleration from 0—60 in just 8.6 seconds.

The multi-arm rear axle swept back by 15° features anti-squat to keep the



The on-board computer gives important information: the range you can still cover on the fuel in the tank, average fuel consumption and when to stop for gas.

The BMW Sound System with anti-theft radio/cassette



Ergonomics. The key to it all.



Just one look and you see it all. Nothing can escape you. Every instrument, each switch, even the smallest detail is just where it should be, so that you'll "automatically" reach for the right controls.

To ensure this high standard of control ease, our engineers have built the cockpit around the driver. Making it concave in design, arched beautifully and efficiently toward the driver. This places the anti-glare instruments directly in your line of vision: the tachometer, speedometer and fuel gauge.

The BMW cockpit has three unique features.

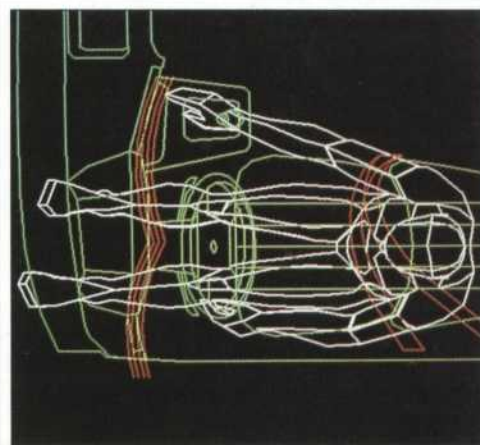
The Service Indicator, which informs of when your car needs routine servicing based on the style of your driving — fast and dynamic or moderate and more relaxed.

Check/Control constantly compiles information on all the car's important functions. As soon as it detects even the smallest deficiency in a monitored function — such as an inadequate water level in the windshield washer reservoir — it'll let you know through a red LED in the check display right above the rearview mirror.

It also monitors the engine oil, coolant level, brake lights and

the license plate illumination. Even reminding you to fasten your seat belt for safety.

Although the driver's in command, he can benefit from a little help. From the on-board computer. Which will tell you, for example, how far you can get with the fuel in the tank. Or when you have to fill up. In winter it'll warn you of icy roads as soon as the temperature drops to 36°.



The cockpit is arched around the driver. All the controls and instruments are exactly where they should be for relaxed, fatigue-free motoring.

All these functions make the on-board computer an extremely helpful asset you'll never want to do without again.

Another standard feature of the BMW Convertible is the anti-theft stereo radio/cassette deck. Which will turn every joy ride into your private open-air music festival. So



Four luxury seats. And nothing but the sky above.

This is real open-air motoring four fully-grown adults can enjoy in style. With lots of space at the rear and a sense of freedom you've never experienced before. For this is a new concept of active, sporting luxury. Driving comfort and driving safety start with the proper seating position at the wheel.

The immediate oneness a driver feels upon sitting behind the wheel of a BMW results, to a large extent, from the carefully conceived seating, visibility and steering position.

A seat adjustable in numerous ways relative to the pedals and steering wheel allows all drivers to find their own optimum position.

This makes the driver feel more in control behind the wheel, exerting a positive influence on the total driving experience.

The quality of the technology is matched by the luxury of the interior.

A unique blend of refined engineering and high-quality materials ensures dynamic driving pleasure with a comfortable, all-leather interior. Sports seats for the driver and front passenger, featuring good tight side support even in turns, and a taut but not too hard backrest for relaxed long-distance traveling.

has a modern successor. With the comfort and style of a new age. With ample legroom for the rear-

The BMW 325i Convertible is a genuine four-seater.

seat passengers, and front seats that automatically move forward when you want to get out from the back.

But take another look at the front seats. The driver's hands resting firmly on the M Technic leather sports steering wheel. Enjoying that perfect feeling and smooth handling convertible drivers appreciate so much.

Because a convertible is an expression of lifestyle — your lifestyle. Which starts right at your finger-tips. At the steering wheel.

Then, press the button, down go the side windows front

and rear. Unlatch the hinges above you, and without the slightest effort the roof will disappear behind the rear seats in a matter of seconds. When folded down the entire roof disappears completely into the storage space between the luggage compartment and the rear seat. This gives the flair and feeling of a genuine roadster. To offer the thrill of open air motoring with particular ease and convenience, the roof features not only two tightening handles but also two gas pressure springs. So that it can be opened and closed without the slightest effort.

Now you are ready to enjoy the blue skies up above in your BMW 325i Convertible.

**Leather-upholstered
front seats with optimum
side support.
Adjustable for
height, seat angle
and backrest angle.**



HERITAGE



A legend reborn.



The 325i Convertible recalls an early tradition of high performance exemplified by the open-air roadsters that once ruled the highways and Alpine passes of Europe — one of which is the legendary BMW 319. BMW is therefore uniquely qualified to present this latest incarnation of that motoring tradition.

For the new 325i Convertible, reliability began with precision design proven in facilities like the BMW Aerothermal Test Center, where sample components can be subjected to 75-mph snowstorms in mid-July, and prototype testing

During actual production, a daily average of one quality control inspector for every finished car ensures that the 325i Convertible is built with great care. Bodies undergo a 37-step rustproofing and painting regimen. Periodically cars are subjected to an excruciating 7,000-step spot-check.

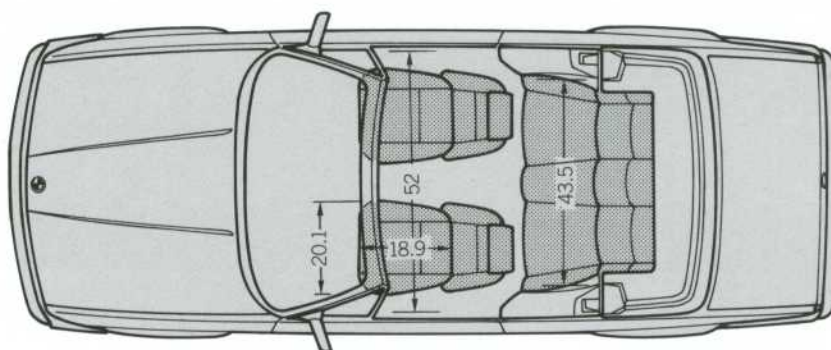
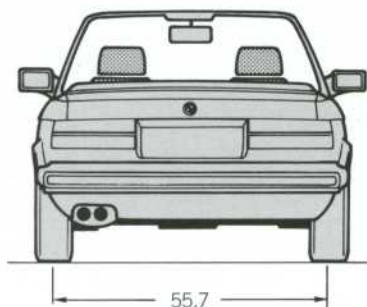
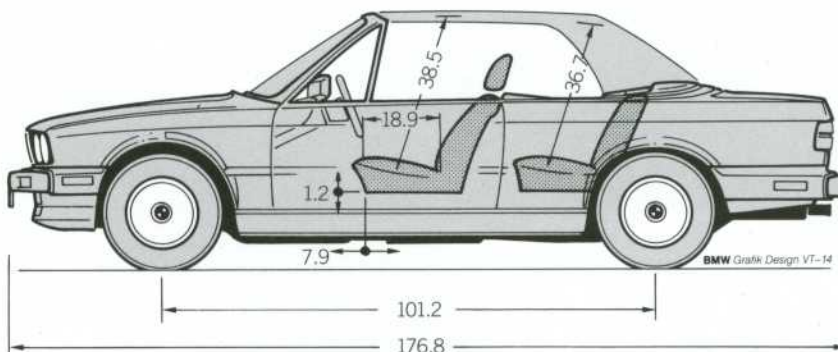
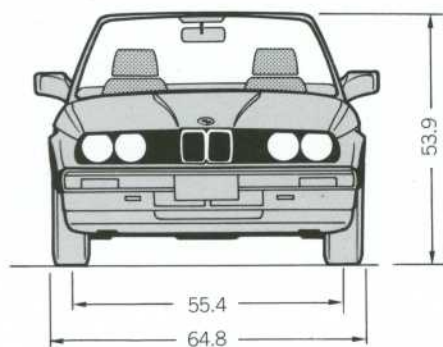
Such perfectionism explains how we can provide the 325i Convertible with its enviable 3-year/36,000-mile limited warranty and 6-year limited warranty against rust perforation.*

* Please consult your consumer warranty information booklet.



The BMW symbol of the rotating propeller. A synonym for consistent performance, innovation and quality.

Specifications.



SPECIFICATIONS

WEIGHT		
Unladen	lbs	3015 (3040)
Max. permissible	lbs	3855 (3880)
Permitted load	lbs	840
Permitted axle load front/rear	lbs	1895/1995
Permitted roof load	lbs	—
POWER PLANT		
Cylinders		6
Capacity	cu.in.	152.2
Stroke/bore	inch	2.95/3.31
Nominal output/rpm	hp(SAE)/min	168/5800
Max. torque/rpm	ft. lb/min	164/4300
Compression ratio/fuel grade	: 1	8.8
		unleaded/91 RON (87 AKI)
TRANSMISSION		
Standard gear ratios I/II/III/	: 1	3.83/2.20/1.40
IV/V/R	: 1	1.00/0.81/3.46
Final drive ratio	: 1	3.73
PERFORMANCE		
Drag coefficient	C _d	0.40
Top speed	mph	130 (126)
Acceleration 0-50 mph	sec	6.0 (8.0)
0-60 mph	sec	8.6 (10.5)
1/4 mile	sec	16.5 (17.9)
FUEL CONSUMPTION*		
5-speed standard transmission		
City	mpg	18
Highway	mpg	24
Automatic		
City	mpg	18
Highway	mpg	23
WHEELS		
Tire dimensions		195/65 VR 14
Wheel dimensions		6 J x 14 light alloy
ELECTRICAL SYSTEM		
Battery capacity	Ah	50
Alternator output	A/W	90/1260

Numbers in () apply to vehicles with automatic transmission.

EPA-estimated figures are for comparison purposes only. Your actual mileage may vary, depending on speed, weather and trip length: actual highway mileage will most likely be lower.



BASIC EQUIPMENT

BODY

Two-door, four-seater convertible, specially designed and constructed monocoque all-steel bodywork with rollover bar integrated in windshield frame, welded to the floor assembly, front and rear crumple zones with predetermined deformation, all-around body reinforcements. Tank capacity: 14.5 gal.

POWER PLANT

Water-cooled 2.5 ltr., 6-cylinder 4-stroke inline engine, longitudinally mounted and inclined, light-alloy cylinder head, overhead camshaft with 7 bearings, crankshaft running in 7 bearings with 12 counterweights and torsional vibration damper, cross-flow radiator, viscous-coupled temperature and speed-related fan, engine oil cooler, Motronic with adaptive lambda control, integrated altitude sensor, electronic grid-controlled ignition and grid-controlled air-volume-metered fuel injection, electronically controlled idle speed. Twin-tube exhaust with twin tailpipes, catalytic converter with heated lambda probe.

SUSPENSION/TRANSMISSION

Suspension: single-pivot McPherson strut front axle with positive steering roll radius and anti-dive, rear anti-roll bar, independent rear suspension on semi-trailing arms swept back by 15°, anti-squat and anti-dive, twin-tube gas pressure shock absorbers, power steering related to engine speed, BMW 6 J x 14 light-alloy wheels, 195/65 VR 14 tires, twin-circuit brake system with brake servo, swing-caliper disc brakes front/rear, vented at the front, brake pad wear indicator, handbrake acting mechanically on additional drum brakes, anti-lock brake system. Hydraulically actuated single-plate clutch with plate spring, torsional vibration damper and automatic adjustment for wear, clutch operation via

transmission. Standard drive: engine at the front, rear-wheel drive.

EXTERIOR FEATURES

Roadster. Soft top. All-around parking protection through rubber side strips. Hood supported when open by torsion bar and gas pressure spring. Rear end of hood rising toward windshield. Trunk lid with gas pressure springs. Laminated windshield with dark-green shade, green plastic rear window, fixed-position front quarter-windows. Both rearview mirrors finished in body color. Central locking incl. fuel tank filler flap. Tank filler flap with holder for tank cap.

INTERIOR FEATURES

Full carpeting of entire floor and parcel shelf. Storage space on instrument panel, front and rear center console, storage boxes in front doors. Safety ashtray at the front, illuminated ashtray on center console at the rear.

Leather sports steering wheel and leather stickshift knob. Toolbox in trunk lid. BMW sports seats at the front, rear seats with individual body contour, leather upholstery and leatherette door lining, adjustable and removable front headrests.

3-anchor inertia-reel seat belts front/rear. Rear belt locks recessed in backrest. Interior mirror bonded onto windshield.

ELECTRICAL SYSTEM


Ellipsoid-technology dual low-beam headlamps. Foglamps. Third central brake light on trunk lid. Side markers. Both rearview mirrors electrically adjustable. Cockpit: instrument cluster with electronic speedometer, tachometer, odometer, Energy Control, Service Indicator, Check/Control, fuel and coolant temperature gauges, warning lights for fuel level, emission control, handbrake pulled, brake pad wear and brake

On-board computer II with digital clock, remote control from steering wheel lever. Cruise control. Electric windshield washer with automatic wash/wipe. Electric windows front/rear. Interior light next to Check/Control. Air conditioner, heating outlets in rear, fixed-position defroster nozzles for windshield and side windows. Blower for rear window. BMW Sound System with 6 high-output loudspeakers.

**U.S. Importer:
BMW of North
America, Inc.
Montvale,
N.J. 07645**

**BMW reserves the
right to make
changes in
specifications, stand-
ard and optional
equipment without
prior notice. Further
information can be
obtained from your
BMW dealer.**

**© BMW AG,
Munich/West
Germany
Not to be reproduced
wholly or in part
without written per-
mission of BMW AG,
Munich
7 11 03 18 25
2/87 VM. Printed in**





**The ultimate
driving
machine**